

Blaser Software

Beau Blaser Software Totally Unattended Kiosk

Version 1.1

Introduction

Originally Published (Version 1.0): July 2006

1.0.0.1: November 2006; **1.1:** December 17, 2006

For the latest information, please see <http://www.blaser.us/software/tuk/>

Abstract

This introduction to the Beau Blaser Software Totally Unattended Kiosk System provides a basic understanding of the system, its intent and purpose and the value that can be derived by using the program. In addition, this introduction is designed to provide its audience with the ability to explore the full documentation set in a meaningful context in order to realize maximum benefit when implementing the software.

Information in this document, including URL and other Internet Web site references, is subject to change without notice. The entire risk of the use or the results of the use of this document and software remains with the user.

© 2006 Beau Blaser Software. All rights reserved.

The names of actual companies and products mentioned herein may be the trademarks of their respective owners.

Beau Blaser Software • 52 Grove Avenue • Pittsburgh, PA 15202 • USA

Table of Contents

END-USER LICENSE AGREEMENT	1
EXECUTIVE SUMMARY	2
INTRODUCTION	3
WHO SHOULD READ THIS DOCUMENT	3
BENEFITS	4
CUSTOMER VALUE	4
INSTALLATION AND CONFIGURATION	5
SUMMARY	14
REFERENCES	14
A FEW WORDS FROM BEAU	14

END-USER LICENSE AGREEMENT

IMPORTANT - READ CAREFULLY: This End-User License Agreement ("EULA") is a legal agreement between you (either an individual or a single entity) and Beau Blaser Software for the technology identified above, which may include computer software (in object code form), schemas, templates, transaction sets, associated media, printed materials, and "online" or electronic documentation ("Technology"). **BY DOWNLOADING, INSTALLING, COPYING, OR OTHERWISE USING THE TECHNOLOGY, YOU AGREE TO BE BOUND BY THE TERMS OF THIS EULA. IF YOU DO NOT AGREE TO THE TERMS OF THIS EULA, DO NOT INSTALL OR USE THE TECHNOLOGY.**

LICENSE AGREEMENT

The Totally Unattended Kiosk package contains computer software belonging to Blaser Software. The following terms and conditions shall apply to the use of the software.

1. GRANT OF LICENSE. Blaser Software grants to you, the original purchaser only, the right to use one copy of the enclosed Totally Unattended Kiosk (the software) on a single computer (i.e., with a single CPU.) You may not use this software on more than one computer or computer terminal. You may only make the demo version of the software publicly available by placing a copy on a network or by placing a copy on a system accessed via electronic communication (e.g., a BBS or modem.) You may not assign or transfer the software or this license without the express written consent of Blaser Software. Any attempt to sub-license, assign, or transfer any of the rights, duties, or obligations hereunder is void.

2. COPYRIGHT. The software is owned by Blaser Software and is protected under United States copyright laws and international treaty provisions. Therefore, you must treat the software like any other copyrighted material (e.g., a book or musical recording) except that you may make one copy of the software solely for backup or archival purposes. You may not copy the written materials accompanying the software.

3. OTHER RESTRICTIONS. This Blaser Software license agreement is your proof of license to exercise the rights granted herein and must be retained by you.
You may not rent or lease the software. You may not reverse engineer, decompile or disassemble the software.

4. NO WARRANTY. Any use by you of the software is at your own risk. The software is provided for use as is with out warranty of any kind. Blaser software and its suppliers disclaim all warranties of any kind, either express or implied, including, without limitation, implied warranties of merchantability and fitness for a particular purpose.

5. NO LIABILITY FOR CONSEQUENTIAL DAMAGES. In no event shall Blaser Software or its agents, officers, employees, or suppliers be liable for any damages whatsoever (including, without limitation, damages for loss of business profits, business interruption, loss of business information, or other pecuniary loss) arising out of the use or inability to use this product, even if Blaser Software or it's agents have been advised of the possibility of such damages. Because some jurisdictions do not allow the exclusion or limitation of liability for consequential or incidental damages, the above limitation may not apply to you.

THIS AGREEMENT SHALL BE GOVERNED BY THE LAWS OF THE STATE OF PENNSYLVANIA, U.S.A.

FOR INFORMATION REGARDING CORPORATE SITE LICENSES OR SERVICE INDUSTRY LICENSES, PLEASE CONTACT BLASER SOFTWARE SALES DEPARTMENT: SALES@BLASER.US

[HTTP://WWW.BLASER.US/](http://WWW.BLASER.US/)

Executive Summary

The **Blaser Software Totally Unattended Kiosk** is an advanced, Windows application whose purpose is to launch Internet Explorer at system startup for use in a kiosk environment. **Totally Unattended Kiosk** runs the browser with no one logged-on to the computer. The entire set of configuration options are pre-defined by you, including: allow/deny new browser windows and return the browser to your specified homepage after the computer sits idle.

Totally Unattended Kiosk is ideal for vendors, information displays, demonstrations at trade shows and conferences, or anyplace you need a browser running unattended. As soon as the computer is powered-up and Windows starts, the **Blaser Software Totally Unattended Kiosk** will start and launch your kiosk page.

Blaser Software Totally Unattended Kiosk is a powerful software application that runs as a system service on all modern versions of Windows including: Windows 2000, Windows XP (Home & Professional), Windows 2003, and Windows Vista.

For more information and to download a fully-functioning demo, please visit the **Blaser Software Totally Unattended Kiosk** website at <http://www.blaser.us/software/tuk/>

Introduction

This document provides the information needed to install and use Beau Blaser Software's Totally Unattended Kiosk.

Who Should Read This Document

This introduction is intended for audiences who are installing Totally Unattended Kiosk or make decisions in the planning, development, deployment, or operational aspects of the application in their IT infrastructure. The document aims to educate the audience sufficiently to help determine what value can be derived from Totally Unattended Kiosk in their environment.

Approach & Design Goals

Totally Unattended Kiosk was designed from the start to be totally unattended. **Totally Unattended Kiosk** runs as a system service, so it starts with the operating system. This means that there is no user intervention required to start the application; simply turn on the computer! All configuration is done beforehand, making it ideal for traveling vendors that make presentations, information displays in any setting (schools, hospitals, museum, etc.)

Totally Unattended Kiosk was also designed to prevent clever people from circumnavigating that browser window to gain access to the desktop. Since **Totally Unattended Kiosk** starts before anyone logs-on to the computer, there is no user interface except the browser itself.

Benefits

At work, many people request from IT that certain presentation computers are to be kept in a locked-down state, forcing them to present a certain website. There are a number of different pieces of software that can do this, however only one has the ability to run totally unattended – Beau Blaser’s *Totally Unattended Kiosk*.

While Internet Explorer does have a “Kiosk Mode” which launches the browser with no tool bars, no address bar, nothing! Just the browsing window, anyone with a basic knowledge of Windows, can circumvent the browser and gain access to the desktop, other applications and data, simply by exiting the browser by hitting Alt+F4!

With **Totally Unattended Kiosk**, even if someone tries to close the browser window, it simply restarts and returns to whichever homepage you decide!

Since **Totally Unattended Kiosk** runs before anyone logs-on to the computer, there is no access to the Desktop as most people know it. No icons, no Start Menu, nothing! Now, users cannot open My Computer/My Documents or use the address bar. There are many different applications that can really lock the machines down, but none like **Totally Unattended Kiosk** for the purpose of Internet browsing.

You decide if users should be able to open a new window, (using Ctrl+N; of Ctrl+Click) or if any new windows should be allowed at all. You, as the administrator of **Totally Unattended Kiosk**, determine what actions are allowed to happen.

Customer Value

Customers who use **Totally Unattended Kiosk** as their kiosk browsing platform will experience many benefits:

- Install it, configure it, and let it run! No need to baby-sit the kiosk or browser to see if it is still running and displaying the correct page.
- Licensing available in any quantity: as little as one or as much as a site license. Volume licensing pricing can be negotiated via sales@blaser.us

Installation and Configuration

The steps below will outline the installation and configuration of Totally Unattended Kiosk.

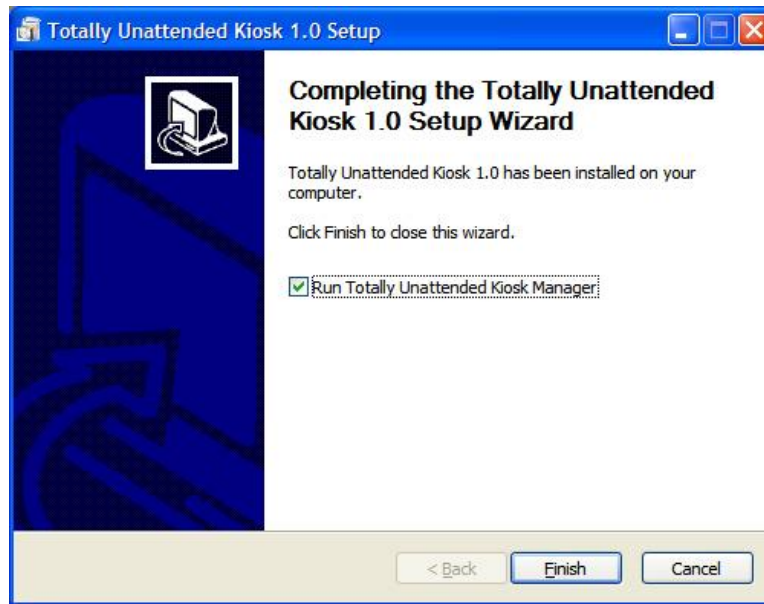
1. Download and execute the Totally Unattended Kiosk installer.



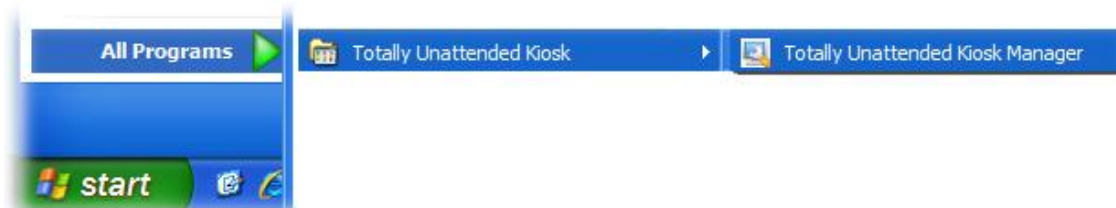
When you reach the License Information screen, please enter your license information. If you wish to evaluate the software, you may leave this information blank and Totally Unattended Kiosk will run in trial mode.



After installation has completed, you will need to run the Totally Unattended Kiosk Manager to configure your options.

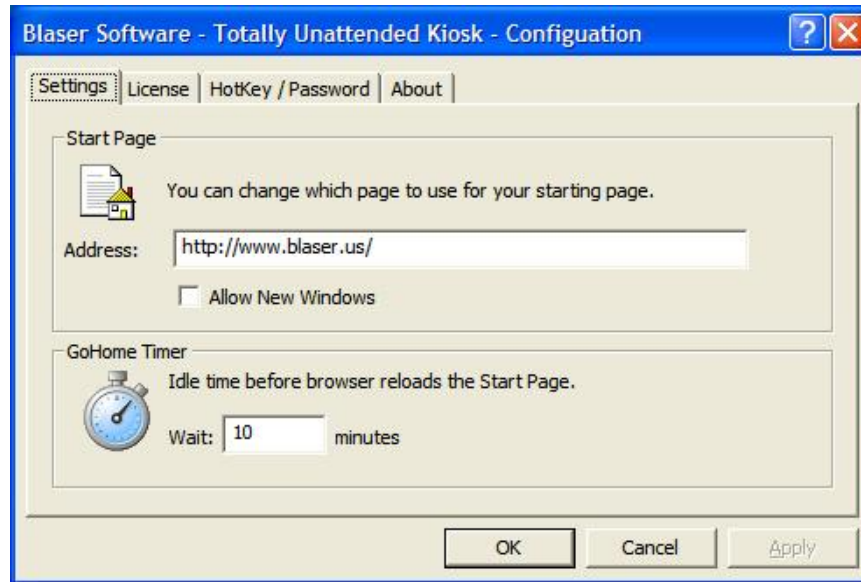


If you wish to configure these options at a later time, or if you ever want to modify your settings, you can access the Totally Unattended Kiosk Manager via the Start Menu.



All user defined settings of Totally Unattended Kiosk can be set with the accompanying Manager application.

Settings



Start Page Address

This is the Internet address you wish to use as your starting point for Totally Unattended Kiosk. When Totally Unattended Kiosk starts up, this is the URL that will be used.

Allow New Windows

This checkbox state determines whether new browser windows will be permitted. If a user of the kiosk clicks a hyperlink whose *target* attribute is equal to “*_blank:*” and this box is unchecked, a new browser window will not open.

The same is true for links that are clicked while holding down the *Shift* key on the keyboard. Normal operation of Internet Explorer would open a new window after a *Shift-Click* operation.


With Internet Explorer 7, this checkbox affects both new windows and new tabs.

GoHome Timer

Numeric values only.

Totally Unattended Kiosk polls the system for the last input by a user (keyboard/mouse input). If the last input time is greater than the time specified in this field, Totally Unattended Kiosk will return to the Start Page Address specified above.

License



The image shows a Windows-style configuration dialog box titled "Blaser Software - Totally Unattended Kiosk - Configuration". The dialog has a blue title bar with a question mark icon and a close button. Below the title bar, there are four tabs: "Settings", "License" (which is selected), "HotKey / Password", and "About". The "License" tab contains three input fields: "Name", "Company", and "License Key". The "Name" and "Company" fields are single-line text boxes. The "License Key" field is a multi-line text box divided into five segments. To the right of the "Name" and "Company" fields is a small icon of a key. At the bottom of the dialog, there are three buttons: "OK", "Cancel", and "Apply".

Name

The name of the licensee.

Company

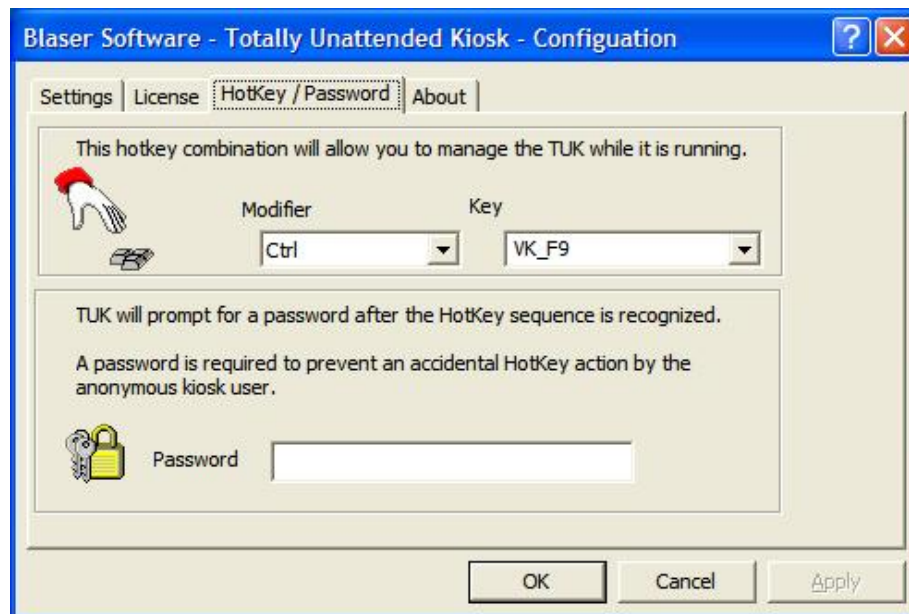
The name of the company.

License Key

Enter your license key in the boxes provided. Totally Unattended Kiosk uses a 25 character alpha-numeric license key.

To purchase a license key, visit <http://www.blaser.us/software/tuk/>

HotKey/Password




When the Totally Unattended Kiosk is running, it may be necessary to suspend its operation to allow you to use the system for other reasons. To enable or disable Totally Unattended Kiosk while it is running, you must send the hotkey sequence and provide the password. Both of these settings are altered here.

Modifier and Key

Use the pull down menus to specify the HotKey you wish to use. HotKeys must be unique system-wide, so you cannot use one that is already in use by another application.

Examples:

 + E **Windows Explorer**

 + D **Show Desktop**

Password

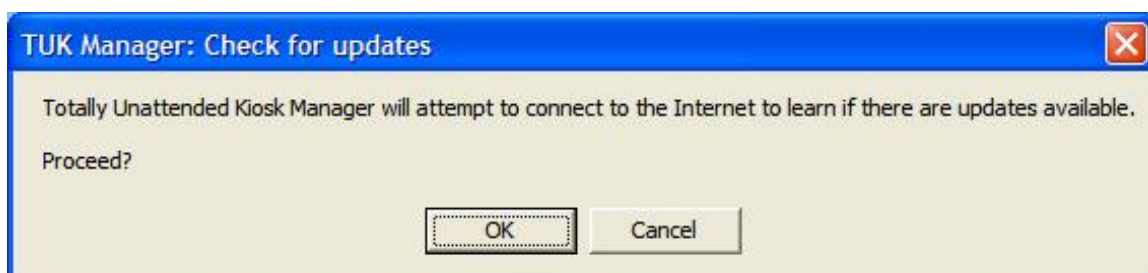
The only password that will be accepted to show the Enable/Disable options while Totally Unattended Kiosk is running.

About

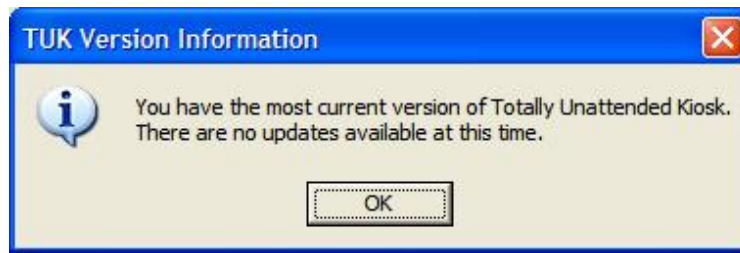


The “About” screen displays some basic information about Totally Unattended Kiosk. In addition, there is a “Check for Updates” button. When clicked, a dialog will ask if it is permissible for the Totally Unattended Kiosk Manager to contact the Blaser Software Homepage to see if there are updates available.

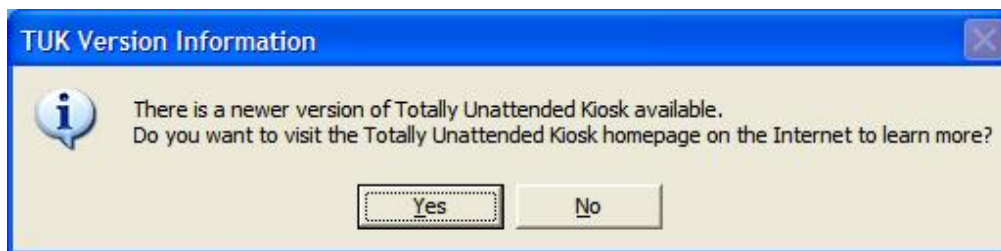
This process simply asks the Blaser Software servers for the CurrentVersion of Totally Unattended Kiosk. No information about your system is transmitted to the Blaser Software servers. Your privacy is our chief concern.



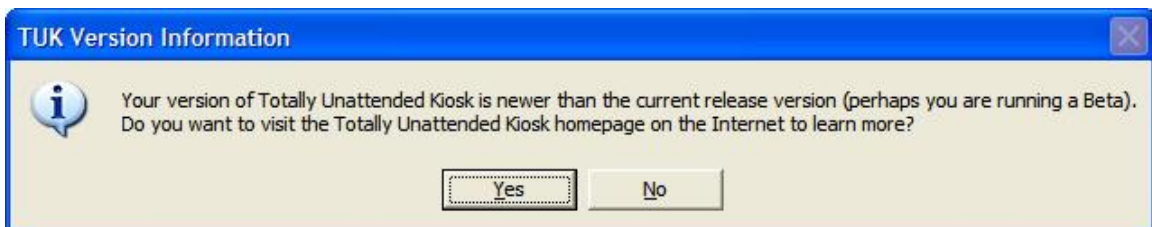
If you are running the most current version of Totally Unattended Kiosk the following dialog will appear.



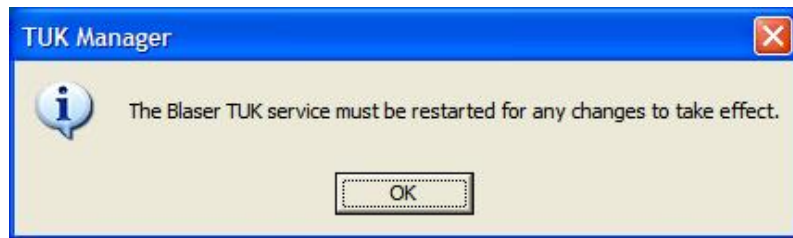
If there is a newer version of Totally Unattended Kiosk available the following dialog will appear.



If you are participating in the Beta program, and consequently running a newer version of Totally Unattended Kiosk than what is in General Availability, then the following dialog will be displayed:



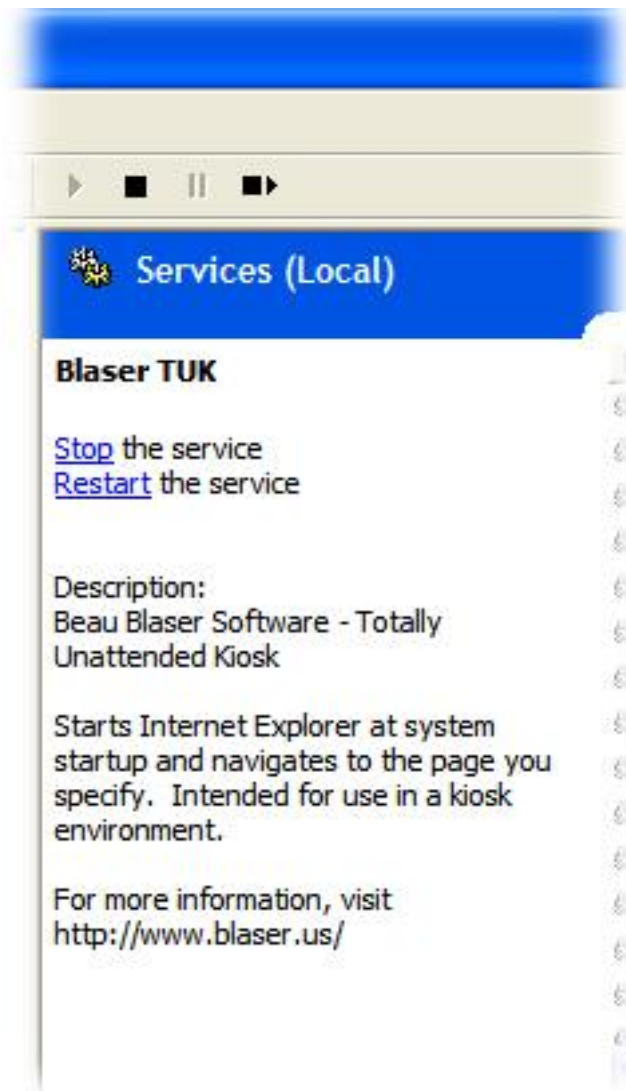
When you have finished establishing your settings, click the **OK** button and you will see the following dialog:



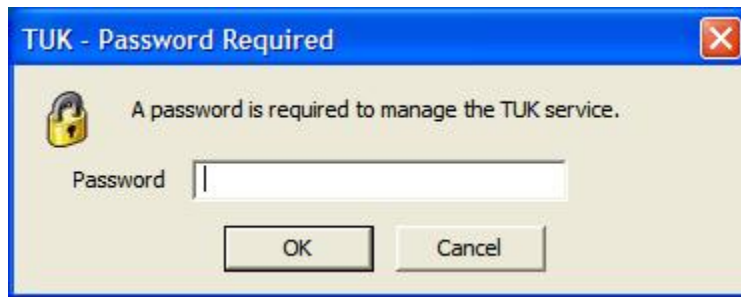
Totally Unattended Kiosk loads its settings from the registry at startup. For any new changes to take effect, the Totally Unattended Kiosk service must be restarted.

To do this, go to: **Control Panel, Administrative Tools, Services**

Find and *Restart* (or *Start* if Blaser TUK is not running) the service named **Blaser TUK**

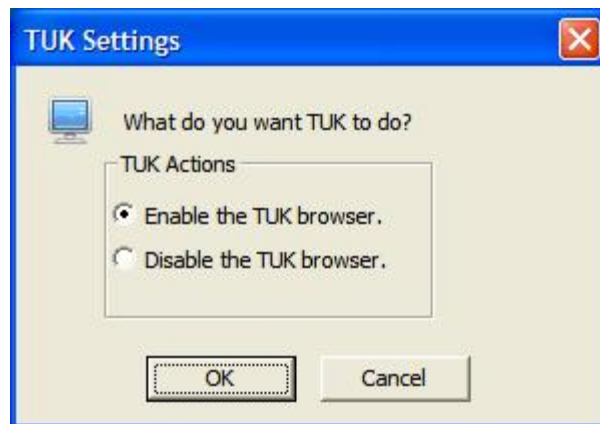


After Totally Unattended Kiosk is running, when you press your established HotKey, the *password* prompt will appear.



Enter the password you specified using the Totally Unattended Kiosk Manager.

If the password is accepted, the following dialog will be displayed:



When **Enable** is selected, the Totally Unattended Kiosk will launch.

When **Disable** is selected, Totally Unattended Kiosk will close all browser windows it has control of.

Summary

The goal of **Totally Unattended Kiosk** is to provide people with a means of displaying their web content in a browser that cannot be circumvented by a clever passer-by.

We encourage you to download a fully-functioning demo of Totally Unattended Kiosk and try it for yourself. If you have suggestions that would improve the product, or requirements that you need in the product that would make you purchase it, let us know!

Beau Blaser Software is committed to making software that is easy to install, configure and use; and software that is useful! All of our products are coded in C++ using documented standards. Our code is clean (not messy) and we pride ourselves on robust and efficient products that are fast and easy to setup and use.

References

Totally Unattended Kiosk program information and available details can be found at:

<http://www.blaser.us/software/tuk/>

For feedback and information, send e-mail to:

contact@blaser.us

A few words from Beau...

I hope you like Totally Unattended Kiosk. It was created because I had a need to have a browser running unattended and I didn't trust people walking by and messing with it. I do the same when I see kiosks in public places; and a majority of the time, they are easily circumvented.

While my little company is small and new, it is my goal to develop and deliver software that is of the highest quality (and at least slightly innovative). Feedback, criticism, advice and comments are all things that I want! The only way for the products to improve and become more useful is for people to let me know if I'm achieving my goal. I invite you to send me an e-mail and let me know what you think.

Sincerely,

Beau